

**SUMMARY OF APPROVED BUDGET, UTILIZATIONS, DISBURSEMENTS AND BALANCES BY OBJECT OF EXPENDITURES
(For Off-Budgetary Funds)
As at the Quarter Ending June 30, 2023**

Department : State Universities and Colleges (SUCs)
 Agency/Entity : Cagayan State University
 Operating Unit : < not applicable >
 Organization Code (UACS) : 08 022 0000000
 Fund Cluster : 05 - Internally Generated Funds
 (e.g. UACS Fund Cluster: 05-Internally Generated Funds and 06-Business Related Funds)


Particulars	UACS CODE	Approved Budget			Utilizations			Disbursements			Balances		
		Approved Budgeted Revenue	Adjustments (Reductions, Modifications/ Augmentations)	Adjusted Budgeted Revenue	1st Quarter Ending March 31	2nd Quarter Ending June 30	Total	1st Quarter Ending March 31	2nd Quarter Ending June 30	Total	Unutilized Budget	Unpaid Obligations (10-15)=(17+18)	
												Due and Demandable	Not Yet Due and Demandable
1	2	3	4	5=[(3+(-)4)]	6	7	10=(6+7+8+9)	11	12	15=(11+12+13+14)	16=(5-10)	17	18
SUMMARY													
A. AGENCY SPECIFIC BUDGET													
Maintenance and Other Operating Expenses		181,395,142.22	1,600,584.00	182,995,726.22	58,872,398.83	88,544,141.80	147,416,540.63	52,299,577.85	82,510,548.64	134,810,126.49	35,579,185.59		12,606,414.14
Traveling Expenses	5020100000	10,367,944.29	(2,742,833.54)	7,625,110.75	3,142,035.13	3,703,067.96	6,845,103.09	2,991,848.85	2,942,630.24	5,934,479.09	780,007.66		910,624.00
Traveling Expenses - Local	5020101000	9,867,944.49	(2,742,833.54)	7,125,110.95	3,142,035.13	3,703,067.96	6,845,103.09	2,991,848.85	2,942,630.24	5,934,479.09	280,007.86		910,624.00
Traveling Expenses - Local	5020101000	9,867,944.49	(2,742,833.54)	7,125,110.95	3,142,035.13	3,703,067.96	6,845,103.09	2,991,848.85	2,942,630.24	5,934,479.09	280,007.86		910,624.00
Traveling Expenses - Foreign	5020102000	499,999.80	0.00	499,999.80	0.00	0.00	0.00	0.00	0.00	0.00	499,999.80		0.00
Traveling Expenses - Foreign	5020102000	499,999.80	0.00	499,999.80	0.00	0.00	0.00	0.00	0.00	0.00	499,999.80		0.00
Training and Scholarship Expenses	5020200000	9,504,967.43	(954,435.28)	8,550,532.15	3,420,201.21	3,329,193.45	6,749,394.66	3,342,728.18	3,346,341.48	6,689,069.66	1,801,137.49		60,325.00
Training Expenses	5020201000	5,839,840.59	(762,220.34)	5,077,620.25	1,460,750.31	1,816,049.20	3,276,799.51	1,391,002.28	1,839,157.23	3,230,159.51	1,800,820.74		46,640.00
Training Expenses	5020201002	5,839,840.59	(762,220.34)	5,077,620.25	1,460,750.31	1,816,049.20	3,276,799.51	1,391,002.28	1,839,157.23	3,230,159.51	1,800,820.74		46,640.00
Scholarship Grants/Expenses	5020202000	3,665,126.84	(192,214.94)	3,472,911.90	1,959,450.90	1,513,144.25	3,472,595.15	1,951,725.90	1,507,184.25	3,458,910.15	316.75		13,685.00
Scholarship Grants/Expenses	5020202000	3,665,126.84	(192,214.94)	3,472,911.90	1,959,450.90	1,513,144.25	3,472,595.15	1,951,725.90	1,507,184.25	3,458,910.15	316.75		13,685.00
Supplies and Materials Expenses	5020300000	33,039,635.18	(555,575.45)	32,484,059.73	9,093,251.00	14,889,840.49	23,983,091.49	6,212,405.20	11,966,410.72	18,178,815.92	8,500,968.24		5,804,275.57
Office Supplies Expenses	5020301000	5,223,232.08	971,176.33	6,194,408.41	1,558,788.93	3,594,518.98	5,153,307.91	1,375,927.13	2,353,570.08	3,729,497.21	1,041,100.50		1,423,810.70
ICT Office Supplies	5020301001	119,245.00	504,080.00	623,325.00	0.00	623,325.00	623,325.00	0.00	219,580.00	219,580.00	0.00		403,745.00
Office Supplies Expenses	5020301002	5,103,987.08	467,096.33	5,571,083.41	1,558,788.93	2,971,193.98	4,529,982.91	1,375,927.13	2,133,990.08	3,509,917.21	1,041,100.50		1,020,065.70
Accountable Forms Expenses	5020302000	0.00	6,300.00	6,300.00	0.00	6,300.00	6,300.00	0.00	6,000.00	6,000.00	0.00		300.00
Accountable Forms Expenses	5020302000	0.00	6,300.00	6,300.00	0.00	6,300.00	6,300.00	0.00	6,000.00	6,000.00	0.00		300.00
Food Supplies Expenses	5020305000	110,000.00	256,208.00	366,208.00	356,208.00	1,800.00	358,008.00	356,208.00	1,800.00	358,008.00	8,200.00		
Food Supplies Expenses	5020305000	110,000.00	256,208.00	366,208.00	356,208.00	1,800.00	358,008.00	356,208.00	1,800.00	358,008.00	8,200.00		
Drugs and Medicines Expenses	5020307000	130,687.76	(130,000.00)	687.76	0.00	0.00	0.00	0.00	0.00	0.00	687.76		
Drugs and Medicines Expenses	5020307000	130,687.76	(130,000.00)	687.76	0.00	0.00	0.00	0.00	0.00	0.00	687.76		
Medical, Dental and Laboratory Supplies Expenses	5020308000	3,175,904.37	(666,215.35)	2,509,689.02	81,351.80	92,300.00	173,651.80	32,494.80	124,477.00	156,971.80	2,336,037.22		16,680.00
Medical, Dental and Laboratory Supplies Expenses	5020308000	3,175,904.37	(666,215.35)	2,509,689.02	81,351.80	92,300.00	173,651.80	32,494.80	124,477.00	156,971.80	2,336,037.22		16,680.00
Fuel, Oil and Lubricants Expenses	5020309000	1,739,070.14	896,987.21	2,636,057.35	916,191.65	1,225,468.57	2,141,660.22	857,820.65	1,257,571.57	2,115,392.22	494,397.13		26,268.00
Fuel, Oil and Lubricants Expenses	5020309000	1,739,070.14	896,987.21	2,636,057.35	916,191.65	1,225,468.57	2,141,660.22	857,820.65	1,257,571.57	2,115,392.22	494,397.13		26,268.00
Agricultural and Marine Supplies Expenses	5020310000	117,911.49	0.00	117,911.49	57,000.00	60,000.00	117,000.00	57,000.00	51,240.00	108,240.00	911.49		8,760.00
Agricultural and Marine Supplies Expenses	5020310000	117,911.49	0.00	117,911.49	57,000.00	60,000.00	117,000.00	57,000.00	51,240.00	108,240.00	911.49		8,760.00

Textbooks and Instructional Materials Expenses	5020311000	2,949,312.13	(457,734.45)	2,491,577.68	2,029,219.00	106,014.50	2,135,233.50	364,078.00	1,693,967.00	2,058,045.00	356,344.18	77,188.50
Textbooks and Instructional Materials Expenses	5020311001	2,949,312.13	(457,734.45)	2,491,577.68	2,029,219.00	106,014.50	2,135,233.50	364,078.00	1,693,967.00	2,058,045.00	356,344.18	77,188.50
Semi-Expendable Machinery and Equipment Expenses	5020321000	6,510,442.00	(2,385,810.35)	4,124,631.65	782,902.51	2,635,912.00	3,418,814.51	568,204.51	2,111,120.00	2,679,324.51	705,817.14	739,490.00
Office Equipment	5020321002	1,121,011.74	(350,270.00)	770,741.74	162,990.00	467,630.00	630,620.00	162,990.00	419,130.00	582,120.00	140,121.74	48,500.00
Information and Communications Technology Equipment	5020321003	3,455,824.63	(1,556,448.11)	1,899,376.52	224,519.00	1,350,063.00	1,574,582.00	85,541.00	990,851.00	1,076,392.00	324,794.52	498,190.00
Agricultural and Forestry Equipment	5020321004	40,000.00	0.00	40,000.00	0.00	0.00	0.00	0.00	0.00	0.00	40,000.00	
Communications Equipment	5020321007	108,000.00	(48,871.65)	59,128.35	995.00	3,500.00	4,495.00	995.00	0.00	995.00	54,633.35	3,500.00
Military Police and Security Equipment	5020321009	59,110.51	0.00	59,110.51	55,378.51	0.00	55,378.51	55,378.51	0.00	55,378.51	3,732.00	
Medical Equipment	5020321010	538,700.12	(52,759.59)	485,940.53	75,720.00	375,000.00	450,720.00	0.00	361,920.00	361,920.00	35,220.53	88,800.00
Printing Equipment	5020321011	138,825.00	28,095.00	166,920.00	70,200.00	61,275.00	131,475.00	70,200.00	61,275.00	131,475.00	35,445.00	
Sports Equipment	5020321012	291,270.00	(81,486.00)	209,784.00	0.00	168,514.00	168,514.00	0.00	168,514.00	168,514.00	41,270.00	
Technical and Scientific Equipment	5020321013	0.00	0.00	0.00	0.00	0.00	0.00	0.00	0.00	0.00	0.00	
Other Machinery and Equipment	5020321099	757,700.00	(324,070.00)	433,630.00	193,100.00	209,930.00	403,030.00	193,100.00	109,430.00	302,530.00	30,600.00	100,500.00
Semi-Expendable Furniture, Fixtures and Books Expenses	5020322000	5,095,212.93	(35,682.50)	5,059,530.43	198,024.00	3,051,558.50	3,249,582.50	174,525.00	672,875.00	847,400.00	1,809,947.93	2,402,182.50
Semi-Expendable Furniture, Fixtures and Books Expenses	5020322000	200,000.80	(176,500.00)	23,500.80	23,500.00	0.00	23,500.00	0.00	23,500.00	23,500.00	0.80	
Furniture and Fixtures	5020322001	4,675,472.50	140,817.50	4,816,290.00	174,524.00	3,051,558.50	3,226,082.50	174,525.00	649,375.00	823,900.00	1,590,207.50	2,402,182.50
Books	5020322002	219,739.63	0.00	219,739.63	0.00	0.00	0.00	0.00	0.00	0.00	219,739.63	
Other Supplies and Materials Expenses	5020399000	7,987,862.28	989,195.66	8,977,057.94	3,113,565.11	4,115,967.94	7,229,533.05	2,426,147.11	3,693,790.07	6,119,937.18	1,747,524.89	1,109,595.87
Other Supplies and Materials Expenses	5020399000	7,987,862.28	989,195.66	8,977,057.94	3,113,565.11	4,115,967.94	7,229,533.05	2,426,147.11	3,693,790.07	6,119,937.18	1,747,524.89	1,109,595.87
Utility Expenses	5020400000	13,426,985.44	1,313,471.91	14,740,457.35	4,642,313.21	8,437,651.02	13,079,964.23	4,630,553.21	8,449,411.02	13,079,964.23	1,660,493.12	
Water Expenses	5020401000	754,640.29	27,314.20	781,954.49	272,088.00	337,584.07	609,672.07	260,328.00	349,344.07	609,672.07	172,282.42	
Water Expenses	5020401000	754,640.29	27,314.20	781,954.49	272,088.00	337,584.07	609,672.07	260,328.00	349,344.07	609,672.07	172,282.42	
Electricity Expenses	5020402000	12,672,345.15	1,286,157.71	13,958,502.86	4,370,225.21	8,100,066.95	12,470,292.16	4,370,225.21	8,100,066.95	12,470,292.16	1,488,210.70	
Electricity Expenses	5020402000	12,672,345.15	1,286,157.71	13,958,502.86	4,370,225.21	8,100,066.95	12,470,292.16	4,370,225.21	8,100,066.95	12,470,292.16	1,488,210.70	
Communication Expenses	5020500000	9,203,699.51	(1,693,788.08)	7,509,911.43	2,580,619.79	2,718,366.59	5,298,986.38	2,541,660.79	2,593,876.89	5,135,537.68	2,210,925.05	163,448.70
Postage and Courier Services	5020501000	102,960.00	(91,390.00)	11,570.00	7,220.00	4,350.00	11,570.00	4,260.00	3,714.00	7,974.00		3,596.00
Postage and Courier Services	5020501000	102,960.00	(91,390.00)	11,570.00	7,220.00	4,350.00	11,570.00	4,260.00	3,714.00	7,974.00		3,596.00
Telephone Expenses	5020502000	1,650,261.69	(319,101.10)	1,331,160.59	451,223.06	435,522.71	886,745.77	415,224.06	440,740.71	855,964.77	444,414.82	30,781.00
Mobile	5020502001	1,440,261.69	(207,027.50)	1,233,234.19	421,129.00	367,690.37	788,819.37	395,329.00	362,709.37	758,038.37	444,414.82	30,781.00
Landline	5020502002	210,000.00	(112,073.60)	97,926.40	30,094.06	67,832.34	97,926.40	19,895.06	78,031.34	97,926.40	0.00	
Internet Subscription Expenses	5020503000	7,431,277.82	(1,265,496.98)	6,165,780.84	2,121,376.73	2,277,893.88	4,399,270.61	2,121,376.73	2,148,822.18	4,270,198.91	1,766,510.23	129,071.70
Internet Subscription Expenses	5020503000	7,431,277.82	(1,265,496.98)	6,165,780.84	2,121,376.73	2,277,893.88	4,399,270.61	2,121,376.73	2,148,822.18	4,270,198.91	1,766,510.23	129,071.70
Cable, Satellite, Telegraph and Radio Expenses	5020504000	19,200.00	(17,800.00)	1,400.00	800.00	600.00	1,400.00	800.00	600.00	1,400.00	0.00	
Cable, Satellite, Telegraph and Radio Expenses	5020504000	19,200.00	(17,800.00)	1,400.00	800.00	600.00	1,400.00	800.00	600.00	1,400.00	0.00	
Awards/Rewards and Prizes	5020600000	380,000.00	416,400.00	796,400.00	427,900.00	348,000.00	775,900.00	400,400.00	318,000.00	718,400.00	20,500.00	57,500.00
Awards/Rewards Expenses	5020601000	320,000.00	292,400.00	612,400.00	367,900.00	224,000.00	591,900.00	340,400.00	224,000.00	564,400.00	20,500.00	27,500.00
Awards/Rewards Expenses	5020601001	320,000.00	292,400.00	612,400.00	367,900.00	224,000.00	591,900.00	340,400.00	224,000.00	564,400.00	20,500.00	27,500.00
Prizes	5020602000	60,000.00	124,000.00	184,000.00	60,000.00	124,000.00	184,000.00	60,000.00	94,000.00	154,000.00	0.00	30,000.00
Prizes	5020602000	60,000.00	124,000.00	184,000.00	60,000.00	124,000.00	184,000.00	60,000.00	94,000.00	154,000.00	0.00	30,000.00
Professional Services	5021100000	45,736,733.15	13,090,808.53	58,827,541.68	21,932,072.40	31,167,508.73	53,099,581.13	20,849,968.03	30,513,381.05	51,363,349.08	5,727,960.55	1,736,232.05
Other Professional Services	5021199000	45,736,733.15	13,090,808.53	58,827,541.68	21,932,072.40	31,167,508.73	53,099,581.13	20,849,968.03	30,513,381.05	51,363,349.08	5,727,960.55	1,736,232.05
Other Professional Services	5021199000	45,736,733.15	13,090,808.53	58,827,541.68	21,932,072.40	31,167,508.73	53,099,581.13	20,849,968.03	30,513,381.05	51,363,349.08	5,727,960.55	1,736,232.05
General Services	5021200000	3,905,407.44	2,322,847.10	6,228,254.54	2,472,028.87	3,699,932.70	6,171,961.57	2,472,028.87	3,699,932.70	6,171,961.57	56,292.97	
Janitorial Services	5021202000	1,770,746.85	925,137.76	2,695,884.61	1,044,715.00	1,618,651.16	2,663,366.16	1,044,715.00	1,618,651.16	2,663,366.16	32,518.45	
Janitorial Services	5021202000	1,770,746.85	925,137.76	2,695,884.61	1,044,715.00	1,618,651.16	2,663,366.16	1,044,715.00	1,618,651.16	2,663,366.16	32,518.45	
Security Services	5021203000	2,034,660.59	1,246,619.12	3,281,279.71	1,345,185.82	1,912,319.37	3,257,505.19	1,345,185.82	1,912,319.37	3,257,505.19	23,774.52	


Security Services	5021203000	2,034,660.59	1,246,619.12	3,281,279.71	1,345,185.82	1,912,319.37	3,257,505.19	1,345,185.82	1,912,319.37	3,257,505.19	23,774.52	
Other General Services	5021299000	100,000.00	151,090.22	251,090.22	82,128.05	168,962.17	251,090.22	82,128.05	168,962.17	251,090.22	0.00	
Other General Services	5021299099	100,000.00	151,090.22	251,090.22	82,128.05	168,962.17	251,090.22	82,128.05	168,962.17	251,090.22	0.00	
Repairs and Maintenance	5021300000	15,712,496.27	(2,034,561.56)	13,677,934.71	2,102,412.82	5,454,202.24	7,556,615.06	1,495,890.82	4,623,497.18	6,119,388.00	6,121,319.65	1,437,227.06
Repairs and Maintenance - Land Improvements	5021302000	148,901.35		148,901.35							148,901.35	
Other Land Improvements	5021302099	148,901.35		148,901.35							148,901.35	
Repairs and Maintenance - Infrastructure Assets	5021303000	41,326.41		41,326.41							41,326.41	
Water Supply Systems	5021303004	41,326.41		41,326.41							41,326.41	
Repairs and Maintenance - Buildings and Other Structures	5021304000	13,152,773.01	(1,825,960.43)	11,326,812.58	1,750,717.82	4,374,517.07	6,125,234.89	1,324,285.82	3,550,142.01	4,874,427.83	5,201,577.69	1,250,807.06
Buildings	5021304001	3,406,586.33	(708,206.86)	2,698,379.47	1,131,401.23	334,308.24	1,465,709.47	756,969.23	700,034.24	1,457,003.47	1,232,670.00	8,706.00
School Buildings	5021304002	3,466,582.18	(312,235.60)	3,154,346.58	316,124.59	1,446,111.41	1,762,236.00	316,124.59	1,056,624.41	1,372,749.00	1,392,110.58	389,487.00
Other Structures	5021304099	6,279,604.50	(805,517.97)	5,474,086.53	303,192.00	2,594,097.42	2,897,289.42	251,192.00	1,793,483.36	2,044,675.36	2,576,797.11	852,614.06
Repairs and Maintenance - Machinery and Equipment	5021305000	424,220.00	(265,120.00)	159,100.00	25,005.00	84,095.00	109,100.00	25,005.00	19,095.00	44,100.00	50,000.00	65,000.00
Machinery	5021305001	333,000.00	(328,000.00)	5,000.00	5,000.00		5,000.00	5,000.00		5,000.00		
Office Equipment	5021305002	32,520.00	(12,105.00)	20,415.00	2,520.00	17,895.00	20,415.00	2,520.00	17,895.00	20,415.00		
Information and Communication Technology Equipment	5021305003	57,500.00	74,985.00	132,485.00	17,485.00	65,000.00	82,485.00	17,485.00		17,485.00	50,000.00	65,000.00
Printing Equipment	5021305012	1,200.00		1,200.00		1,200.00	1,200.00		1,200.00	1,200.00		
Repairs and Maintenance - Transportation Equipment	5021306000	1,495,105.00	77,518.87	1,572,623.87	326,690.00	995,590.17	1,322,280.17	146,600.00	1,054,260.17	1,200,860.17	250,343.70	121,420.00
Motor Vehicles	5021306001	1,495,105.00	77,518.87	1,572,623.87	326,690.00	995,590.17	1,322,280.17	146,600.00	1,054,260.17	1,200,860.17	250,343.70	121,420.00
Repairs and Maintenance - Furniture and Fixtures	5021307000	170.50		170.50							170.50	
Repairs and Maintenance - Furniture and Fixtures	5021307000	170.50		170.50							170.50	
Repairs and Maintenance - Other Property, Plant and Equipment	5021399000	450,000.00	(21,000.00)	429,000.00							429,000.00	
Other Property, Plant and Equipment	5021399099	450,000.00	(21,000.00)	429,000.00							429,000.00	
Taxes, Insurance Premiums and Other Fees	5021500000	420,390.42	(211,306.23)	209,084.19	162,693.77	11,382.02	174,075.79	162,693.77	11,382.02	174,075.79	35,008.40	
Taxes, Duties and Licenses	5021501000	250,389.69	(189,810.00)	60,579.69	14,190.00	11,382.02	25,572.02	14,190.00	11,382.02	25,572.02	35,007.67	
Taxes, Duties and Licenses	5021501001	250,389.69	(189,810.00)	60,579.69	14,190.00	11,382.02	25,572.02	14,190.00	11,382.02	25,572.02	35,007.67	
Fidelity Bond Premiums	5021502000	170,000.00	(37,250.00)	132,750.00	132,750.00	0.00	132,750.00	132,750.00	0.00	132,750.00		
Fidelity Bond Premiums	5021502000	170,000.00	(37,250.00)	132,750.00	132,750.00	0.00	132,750.00	132,750.00	0.00	132,750.00		
Insurance Expenses	5021503000	0.73	15,753.77	15,754.50	15,753.77	0.00	15,753.77	15,753.77	0.00	15,753.77	0.73	
Insurance Expenses	5021503000	0.73	15,753.77	15,754.50	15,753.77	0.00	15,753.77	15,753.77	0.00	15,753.77	0.73	
Labor and Wages	5021600000	910,875.85	836,339.31	1,747,215.16	775,047.82	822,167.34	1,597,215.16	775,047.82	749,090.02	1,524,137.84	150,000.00	73,077.32
Labor and Wages	5021601000	910,875.85	836,339.31	1,747,215.16	775,047.82	822,167.34	1,597,215.16	775,047.82	749,090.02	1,524,137.84	150,000.00	73,077.32
Labor and Wages	5021601000	910,875.85	836,339.31	1,747,215.16	775,047.82	822,167.34	1,597,215.16	775,047.82	749,090.02	1,524,137.84	150,000.00	73,077.32
Other Maintenance and Operating Expenses	5029900000	38,786,007.24	(8,186,782.71)	30,599,224.53	8,121,822.81	13,962,829.26	22,084,652.07	6,424,352.31	13,296,595.32	19,720,947.63	8,514,572.46	2,363,704.44
Advertising Expenses	5029901000	440,623.76	(76,838.00)	363,785.76	274,603.36	53,655.50	328,258.86	245,362.86	31,187.50	276,550.36	35,526.90	51,708.50
Advertising Expenses	5029901000	440,623.76	(76,838.00)	363,785.76	274,603.36	53,655.50	328,258.86	245,362.86	31,187.50	276,550.36	35,526.90	51,708.50
Printing and Publication Expenses	5029902000	1,015,155.39	(208,980.00)	806,175.39	156,226.14	200,068.27	356,294.41	156,226.14	191,668.27	347,894.41	449,880.98	8,400.00
Printing and Publication Expenses	5029902000	1,015,155.39	(208,980.00)	806,175.39	156,226.14	200,068.27	356,294.41	156,226.14	191,668.27	347,894.41	449,880.98	8,400.00
Representation Expenses	5029903000	8,389,512.68	420,207.67	8,809,720.35	3,005,191.11	5,107,435.80	8,112,626.91	2,537,293.11	4,791,239.85	7,328,532.96	697,093.44	784,093.95
Representation Expenses	5029903000	8,389,512.68	420,207.67	8,809,720.35	3,005,191.11	5,107,435.80	8,112,626.91	2,537,293.11	4,791,239.85	7,328,532.96	697,093.44	784,093.95
Transportation and Delivery Expenses	5029904000	0.00	151,500.00	151,500.00	145,500.00	6,000.00	151,500.00	145,500.00	6,000.00	151,500.00		
Transportation and Delivery Expenses	5029904000	0.00	151,500.00	151,500.00	145,500.00	6,000.00	151,500.00	145,500.00	6,000.00	151,500.00		
Rent/Lease Expenses	5029905000	89,311.67	168,602.00	257,913.67	56,000.00	200,975.00	256,975.00	56,000.00	151,000.00	207,000.00	938.67	49,975.00
Rents - Building and Structures	5029905001	56,000.00		56,000.00	56,000.00		56,000.00	56,000.00		56,000.00		
Rents - Motor Vehicles	5029905003	10,000.00	160,975.00	170,975.00		170,975.00	170,975.00		121,000.00	121,000.00		49,975.00
Rents - Equipment	5029905004	23,311.67	7,627.00	30,938.67		30,000.00	30,000.00		30,000.00	30,000.00	938.67	

Membership Dues and Contributions to Organizations	5029906000	300,000.00	(33,206.37)	266,793.63	80,010.00	186,783.63	266,793.63	25,000.00	181,783.63	206,783.63		60,010.00
Membership Dues and Contributions to Organizations	5029906000	300,000.00	(33,206.37)	266,793.63	80,010.00	186,783.63	266,793.63	25,000.00	181,783.63	206,783.63		60,010.00
Subscription Expenses	5029907000	91,236.00	901,943.78	993,179.78	47,540.00	945,603.78	993,143.78	43,700.00	447,611.78	491,311.78	36.00	501,832.00
Other Subscription Expenses	5029907099	91,236.00	901,943.78	993,179.78	47,540.00	945,603.78	993,143.78	43,700.00	447,611.78	491,311.78	36.00	501,832.00
Other Maintenance and Operating Expenses	5029999000	28,460,167.74	(9,510,011.79)	18,950,155.95	4,356,752.20	7,262,307.28	11,619,059.48	3,215,270.20	7,496,104.29	10,711,374.49	7,331,096.47	907,684.99
Other Maintenance and Operating Expenses	5029999099	28,460,167.74	(9,510,011.79)	18,950,155.95	4,356,752.20	7,262,307.28	11,619,059.48	3,215,270.20	7,496,104.29	10,711,374.49	7,331,096.47	907,684.99
Capital Outlays		99,431,838.35	(1,600,584.00)	97,831,254.35	13,911,343.42	25,160,052.20	39,071,395.62	10,270,210.92	11,605,647.22	21,875,858.14	58,759,858.73	17,195,537.48
Investment Outlay	5060100000	2,695,953.62		2,695,953.62	1,488,176.50	379,462.00	1,867,638.50	0.00	1,488,176.50	1,488,176.50	828,315.12	379,462.00
Investment in Government-Owned and/or Controlled Corporations	5060101000	2,695,953.62		2,695,953.62	1,488,176.50	379,462.00	1,867,638.50	0.00	1,488,176.50	1,488,176.50	828,315.12	379,462.00
Road Networks	5060101002	2,695,953.62		2,695,953.62	1,488,176.50	379,462.00	1,867,638.50	0.00	1,488,176.50	1,488,176.50	828,315.12	379,462.00
Property, Plant and Equipment Outlay	5060400000	94,235,884.73	(1,600,584.00)	92,635,300.73	12,423,166.92	22,280,590.20	34,703,757.12	10,270,210.92	7,617,470.72	17,887,681.64	57,931,543.61	16,816,075.48
Land Improvements Outlay	5060402000	1,200,000.00		1,200,000.00							1,200,000.00	
Other Land Improvements	5060402099	1,200,000.00		1,200,000.00							1,200,000.00	
Buildings and Other Structures	5060404000	37,304,299.76	(222,534.20)	37,081,765.56	410,872.92	12,820,395.20	13,231,268.12	178,202.92	2,834,325.72	3,012,528.64	23,850,497.44	10,218,739.48
Buildings	5060404001	3,000,000.00	(5,584.00)	2,994,416.00	0.00	303,900.00	303,900.00	0.00	303,900.00	303,900.00	2,690,516.00	0.00
School Buildings	5060404002	18,685,000.00	(225,295.00)	18,459,705.00	0.00	10,204,930.40	10,204,930.40	0.00	1,996,175.72	1,996,175.72	8,254,774.60	8,208,754.68
Other Structures	5060404099	15,619,299.76	8,344.80	15,627,644.56	410,872.92	2,311,564.80	2,722,437.72	178,202.92	534,250.00	712,452.92	12,905,206.84	2,009,984.80
Machinery and Equipment Outlay	5060405000	41,081,556.07	(43,049.80)	41,038,506.27	6,571,786.00	7,838,385.00	14,410,171.00	4,651,500.00	3,166,725.00	7,818,225.00	26,628,335.27	6,591,946.00
Machinery	5060405001	190,000.00		190,000.00							190,000.00	
Office Equipment	5060405002	3,167,157.00	(146,855.00)	3,020,302.00	54,000.00	533,145.00	587,145.00	54,000.00	533,145.00	587,145.00	2,433,157.00	
Information and Communication Technology Equipment	5060405003	19,051,977.01	(88,330.00)	18,963,647.01	1,903,786.00	2,963,760.00	4,867,546.00	261,500.00	2,515,100.00	2,776,600.00	14,096,101.01	2,090,946.00
Agricultural and Forestry Equipment	5060405004	200,000.00		200,000.00							200,000.00	
Marine and Fishery Equipment	5060405005	1,400,000.00		1,400,000.00							1,400,000.00	
Communication Equipment	5060405007	5,989,651.00	(20,020.00)	5,969,631.00		4,320,980.00	4,320,980.00		97,980.00	97,980.00	1,648,651.00	4,223,000.00
Construction and Heavy Equipment	5060405008	727,350.00		727,350.00							727,350.00	0.00
Medical Equipment	5060405011	300,000.00	300,000.00	600,000.00	278,000.00		278,000.00				322,000.00	278,000.00
Printing Equipment	5060405012	60,000.00		60,000.00	0.00						60,000.00	
Sports Equipment	5060405013	2,400,000.00		2,400,000.00	0.00						2,400,000.00	
Technical and Scientific Equipment	5060405014	5,962,252.59	(8,344.80)	5,953,907.79	4,336,000.00		4,336,000.00	4,336,000.00	0.00	4,336,000.00	1,617,907.79	
Other Machinery and Equipment	5060405099	1,633,168.47	(79,500.00)	1,553,668.47	0.00	20,500.00	20,500.00	0.00	20,500.00	20,500.00	1,533,168.47	
Transportation Equipment Outlay	5060406000	12,146,000.00	(1,535,000.00)	10,611,000.00	5,246,000.00	1,416,420.00	6,662,420.00	5,246,000.00	1,416,420.00	6,662,420.00	3,948,580.00	
Motor Vehicles	5060406001	12,146,000.00	(1,535,000.00)	10,611,000.00	5,246,000.00	1,416,420.00	6,662,420.00	5,246,000.00	1,416,420.00	6,662,420.00	3,948,580.00	
Furniture, Fixtures and Books Outlay	5060407000	1,084,001.00	200,000.00	1,284,001.00	0.00	200,000.00	200,000.00	0.00	200,000.00	200,000.00	1,084,001.00	
Furniture and Fixtures	5060407001	1,084,001.00	200,000.00	1,284,001.00	0.00	200,000.00	200,000.00	0.00	200,000.00	200,000.00	1,084,001.00	
Other Property Plant and Equipment Outlay	5060409000	1,420,027.90	0.00	1,420,027.90	194,508.00	5,390.00	199,898.00	194,508.00	0.00	194,508.00	1,220,129.90	5,390.00
Other Property, Plant and Equipment	5060409099	1,420,027.90		1,420,027.90	194,508.00	5,390.00	199,898.00	194,508.00		194,508.00	1,220,129.90	5,390.00
Intangible Assets Outlay	5060600000	2,500,000.00		2,500,000.00	0.00	2,500,000.00	2,500,000.00		2,500,000.00	2,500,000.00		
Computer Software	5060602000	2,500,000.00		2,500,000.00	0.00	2,500,000.00	2,500,000.00		2,500,000.00	2,500,000.00		
Computer Software	5060602000	2,500,000.00		2,500,000.00	0.00	2,500,000.00	2,500,000.00		2,500,000.00	2,500,000.00		
GRAND TOTAL		280,826,980.57		280,826,980.57	72,783,742.25	113,704,194.00	186,487,936.25	62,569,788.77	94,116,195.86	156,685,984.63	94,339,044.32	29,801,951.62


Certified Correct:


ALVIN U. ALISASIS
SAO-UBO
Date 28-Jul-23


Certified Correct:


MA. REMEDIOS E. TANGONAN
University Accountant
Date 28-Jul-23

Recommended Approval:


EMERITA P. GERON
Chief AO, Finance
28-Jul-23

Approved by:


URDUJAH G. ALVARADO
University President
28-Jul-23

